



2022 ENTEGR A COACH LUXURY DIESEL

ENTEGR A

LUXURY DIESEL

CORNERSTONE | ANTHEM | ASPIRE

A scenic view of a highway at sunset. The sun is low on the horizon, casting a warm, golden glow over the scene. A large, dark cloud formation is prominent in the sky, partially obscuring the sun. The highway is a multi-lane road with a concrete barrier on the left side. In the background, there are rolling hills and mountains. The overall atmosphere is peaceful and adventurous.

YOUR ADVENTURE AWAITS



CORNERSTONE

PG. 5-12



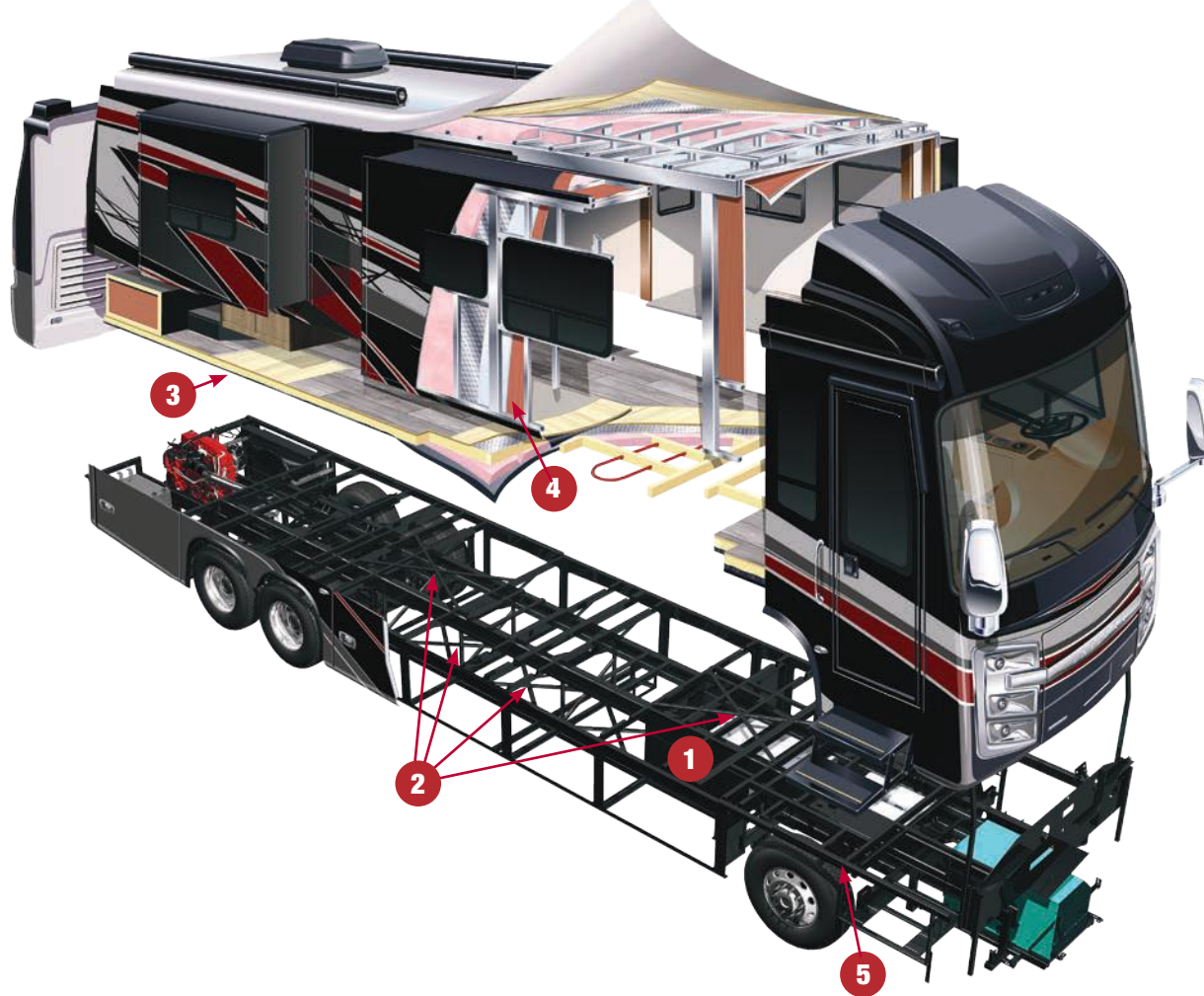
ANTHEM

PG. 13-20



ASPIRE

PG. 21-28



MAKING THE RIDE EVEN SMOOTHER

Our family is proud to stand behind every Entegra Coach we build. In fact, our coverage is so comprehensive, we invite you to compare it to that of other manufacturers—we think you'll find we're in it for the long haul.

The Entegra Coach limited warranty covers your coach for two years, or the first 24,000 miles of use, whichever occurs first. For more information, visit EntegraCoach.com.



THE QUIETEST RIDING, BEST HANDLING COACH ON THE MARKET TODAY. PERIOD.

HERE'S WHY

1. SPARTAN® CHASSIS

Every Spartan® chassis comes with a best-in-class 3-year/50,000-mile transferable warranty, with no deductibles. Spartan® chassis also boasts an industry-best, 20-year transferable warranty on the frame as well as a Cummins® 5-year/100,000-mile engine warranty and an Allison® 5-year/200,000-mile transmission warranty.

Included in the limited warranty is roadside assistance provided by Coach-Net®, which offers service/towing through 40,000 service and repair facilities in the U.S. and Canada.



2. EXCLUSIVE X-BRIDGE™ FRAME

Our exclusive X-Bridge™ frame adds even more floor strength and structural rigidity, eliminating chassis flex and twisting; with it, the suspension—not the chassis—absorbs road shock and vibration.



3. FIVE-INCH-THICK FLOORS

The industry's thickest floor starts with a 3/4" 7-ply plywood for dramatic reductions in energy transmission, noise and vibration. Cabinets are screwed directly to the wood and tile is laid precisely around them; other manufacturers place cabinets on top of the tile, causing squeaks or cracking.



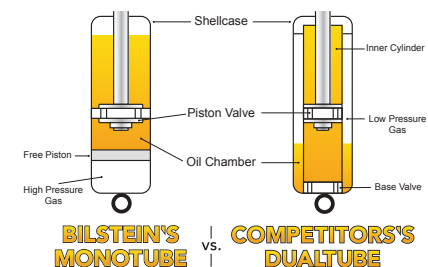
4. RESIDENTIAL-STYLE WALLS AND ROOF

Our roof combines crowned aluminum truss rafters on 16" centers with Flexfoil®, fiberglass insulation and 5/8" plywood decking. Our sidewalls and rear cap are the ONLY triple-insulated walls on the market. Featuring Styrofoam™, Flexfoil® and glued batt insulation, our triple-insulated walls keep the coach quiet, and you comfortable, on the inside.



5. BILSTEIN® MONOTUBE GAS PRESSURE SHOCKS

Designed specifically for luxury motorcoaches by Bilstein®, these shocks have 228% more surface area than twin-tube shocks for greater sensitivity and control. They virtually eliminate excessive sway and self-adjust.



Shown: 45B in Auburn Maple Wood with Standard Linen Overheads and Linen Decor



CORNERSTONE

#1 SELLING BRAND OF CUMMINS® "X" ENGINE



STANDARDS & OPTIONS

CHASSIS

Spartan® K3 raised-rail chassis
Cummins® 15-liter X15 turbocharged 605 HP engine with 1,950-lb. ft. torque at 1,150 RPM
Allison® 4,000 MH 6-speed transmission
Side-mounted, parallel-airflow radiator
210-amp alternator
1,500-watt engine block heater
Three-stage engine brake
Collision avoidance system with collision warning, adaptive cruise control and electronic stability control
Reyco® Granning® front axle with independent front suspension - 20,000 lb. rating
Dana® rear axle - 20,000 lb. rating
Reyco® Granning® passive-steer tag axle with air dump - 14,000 lb. rating
All-wheel ABS disc brakes
4.30 rear axle ratio
Michelin® 365/70R 22.5" tires (front) and 315/80R 22.5" tires (rear)
Bilstein® shocks- 60mm front axle & 46mm rear/tag axles
Tire pressure monitoring system (TPMS) with temperature monitoring
Automatic traction control
Equalizer™ hydraulic automatic coach leveling
Valid Truline air leveling system with auxiliary air compressor
Remote air connection
(2) 12V chassis batteries
150-gal. fuel tank with dual fills
15-gal. DEF tank with dual fills (single fill on 45R)
Spartan® Safehaul tow vehicle air brake system
20,000-lb. hitch with 7-pin plug

CONSTRUCTION

Roof: 4" arched aluminum trusses filled with batt insulation and reflective Flexfoil® topped with 3/8" plywood decking then one-piece fiberglass
Sidewalls: 2-1/2" exterior walls with Alumina-Tru™ welded tubular aluminum studs on 16" centers or less, filled with batt and Flexfoil® insulation, then covered with high-gloss gelcoat fiberglass (R-16)
Floors: 2" x 4" wood trusses on 16" centers or less filled with batt and Flexfoil® insulation then topped with 3/4" 7-ply plywood decking (R-33)
X-Bridge™ bracing welded into chassis frame
Aqua-Hot® heated basement storage
Insulated front and rear caps (R-24)
Steel-reinforced front cap and windshield frame
Entegra-exclusive Relia-Torque flush-mounted 12V slideout system

HEAT, A/C, WATER, AND POWER

Onan® 12,500-watt diesel generator, with automatic start, on powered slide-out tray
3,000-watt pure sine wave inverter

(4) L16 AGM batteries (6V/390 amp hrs. ea.)
50-amp power cord on electric powered reel
Smart automatic transfer switch with surge protection
(3) 15,000-BTU A/C units with heat pumps and condensation drain system
Aqua-Hot® 450D hydronic water and heating system with in-floor heat throughout and engine preheat
LED-lit fireplace with 5,000-BTU heating element (45B, 45Z)
Sani-Con® Macerator holding tank dump system with power gate valves, manual backup and metal door
Black holding tank sprayer
City and tank water filtration system
Winterizing drain system
Trutank™ ultrasonic tank monitoring system displayed on VegaTouch screen
Water hose with electric reel

EXTERIOR

Executive Bus Armor 10" stainless-steel trim
Power rear engine door with manual override
Dual roof-mounted Girard® Vision dual-pitched patio awnings with LED lights
Girard® power entrance door awning with LED lights
Girard® Ultra slideout awnings
Girard® Ultra power window awnings
Frameless, dual-pane, tinted, safety-glass windows
Lit grab handle with doorbell and keypad system for keyless entry
43" Samsung® QLED 4K UHD Smart TV with tilt, swivel, and extend adjustment
JBL radio and speakers with USB port and receptacle
Chrome, heated, remote-control, side-view mirrors with integrated cameras and blind-spot indicators
Diamond Shield™ front protective film mask
LED high and low beam headlights and fog lights
Daytime running lights
LED marker lights, turn lights, license plate light, third brake light, accent lights and docking lights
LED accent lights under passenger slideout rooms
LED-lit chrome clearance accent light
Porch light and motion sensor security lights
Mudflap with chrome "Cornerstone" nameplate
Winegard® TRAV'LER satellite dish DIRECTV® - standard with USA option
Winegard® TRAV'LER satellite dish Shaw TV - standard with CSA option
Winegard® Rayzar Automatic powered TV antenna
Winegard® WiFi extender with 4G/LTE
Heated exterior utility center with 5" LED Firefly® tank monitoring panel
(2) Power slideout basement storage trays
2.8-cu. ft. exterior Dometic® refrigerator/freezer on slideout tray
Push-button power-unlatching baggage doors with LED indicator light
Sikkens custom full-body paint

COCKPIT

Valid 15" digital dash with quad core graphics processor, on-board diagnostics, selector knob and ability to display traditional instrument cluster, 360° camera system or GPS navigation

Blind spot monitoring system displayed on digital dash screen

Xite™ 360° HD digital camera system

Xite™ XSG4 infotainment system with dual 9" touchscreens, iGO navigation, Bluetooth®, Sirius XM™ and AM/FM tuner, integrated camera control, house mode whole-coach audio distribution and integrated VegaTouch coach control

E-Z Steer™ adjustable power steering assist

Steering wheel with integrated controls for cruise, wipers, radio and Bluetooth® phone functionality

Power tilt and telescoping steering column

JBL® premium audio 11-speaker sound system with amplifier, speakers and DVC subwoofer

Ultra-Vision® one-piece wrap-around tinted windshield

32" Samsung® QLED 4K UHD Smart TV in front overhead

Villa® heated and cooled leather driver and passenger seats with powered 6-way adjustment, lumbar, recline, footrest and massage functions

Powered driver's window

Powered flush stepwell cover

Powered adjustable brake and accelerator pedals

Powered front sun visors and privacy shades

(2) dual USB ports and (2) 12V sockets for charging

INTERIOR

Firefly multiplex system with 10" VegaTouch touchscreen for complete integration of coach controls, with remote monitoring and control (mobile app available)

50" Samsung® QLED 4K UHD Smart TV

Bose® sound bar with subwoofer and universal remote control

Sony® Blu-ray™ player

Premium leather Villa® furniture

Hand-laid porcelain tiled floors

LED interior lighting

Decorative ceiling feature with integrated accent lighting

Powered solar day and blackout night shades

Central vacuum system

Aire-Secure™ travel locks for all pocket doors

Removable screen on entry door

Bar area with beverage chiller and rain glass upper cabinet door with LED accent lighting (45R only)

KITCHEN

Window with slider and screen

Whirlpool® stainless-steel residential refrigerator with ice maker and water dispenser

Induction cooktop with matching wood cover

Whirlpool® 1.9-cu. ft. convection microwave oven

Fisher & Paykel dishwasher

Porcelain tile backsplash

Solid-surface countertops with Blanco single-bowl granite sink and dimmable LED accent lighting

Maxxair® power vent exhaust fan with intake and touch screen control

Large, deep drawer for waste basket with easy access trash chute (trash chute not available in 45D, 45F, 45R)

Slide-out storage tray(s) in overhead cabinet

BEDROOM

Select Comfort® Sleep Number® King-size mattress

32" Samsung® QLED 4K UHD Smart TV

Bose® sound bar with universal remote control

Sony® Blu-ray™ player

Ceiling fan

Nightstands with solid-surface tops

Large cedar-lined wardrobe

BATHROOM

Solid-surface countertops with integrated glass sink and dimmable LED accent lighting

Porcelain tile shower walls and floor with skylight and frameless glass shower door

Teakwood shower seat

Pivoting shower head and separate hand-held spray wand

Aqua View SHOWERMISER™ water saving system

Theftord® macerator toilet in main bath (N/A 45Z)

Maxxair® Deluxe power exhaust vent fan with intake

Whirlpool® stacked washer and dryer

SAFETY

Carbon monoxide detector

Security system with glass shatter sensors

Smoke alarm

Storage safe

OPTIONS

Canadian standards (CSA)

Theater seating with power recliners and fixed center console

Fireplace/TV/entertainment center and work station IPO sofa (45D, 45F, 45W only)

Winegard® in-motion satellite dome

Winegard® TRAV'LER satellite dish Dish Network®

Solar panels (dual 100 watt) with Morningstar® SunSaver Duo™ solar panel charge controller

FLOORPLANS



OPTIONS

A

BOOTH DINETTE

B

THEATER SEAT FEATURING TWO POWER RECLINERS

C

HIDE-A-BED W/ ENTERTAINMENT CENTER W/ FIREPLACE

D

100" RECLINING SOFA

E

ENTERTAINMENT CENTER W/ FIREPLACE

SPECIFICATION

Floorplan	GVWR (lbs.)	GCWR (lbs.)	Front GAWR (lbs.)	Rear GAWR (lbs.)	Tag GAWR (lbs.)	Wheel Base	Overall Length	Exterior Height w/ A/C & Satellite	Exterior Width	Interior Height	Fresh Water Capacity (gal.)	Grey Waste Water Capacity (gal.)	Black Waste Water Capacity (gal.)
ALL	54,000	74,000	20,000	20,000	14,000	320"	44' 11"	12' 11"	101"	84"	100	62	41

THE PINNACLE OF LUXURY TRAVEL

It's no wonder the Cornerstone has been the #1 selling coach in the Cummins X 605HP engine category—and the 2022 model follows suit. Power meets beauty in this impressive package—and the new model year has even more to love. The new décor and modern interior design packages are just the beginning; driver and passenger will love the leather massaging seats in the cab and navigate with ease thanks to the iGO Primo navigation system with RV attribute routing. When it's time to park it, state-of-the-art entertainment systems, residential furniture and appliances and spacious living quarters will have you feeling right at home. This is a lineup you don't want to miss.



INTERIOR DÉCOR

FABRIC OPTIONS



Beach



Linen



Sterling

WOOD OPTIONS



Almond



Auburn



Linen



Stonewall

PAINT SELECTIONS



Agate Grey



Black Pearl



Carmine Red



Coral Reef



Sapphire Blue



Patriot Blue



Red Horizon



Not Pictured: Nassau Gold

Shown: 44W in Almond Maple Wood with Almond Upper Cabinet Option and Desert Decor



ANTHEM

LUXURY YOU DESERVE



STANDARDS & OPTIONS

CHASSIS

Spartan® K2 raised-rail chassis
Cummins® L9 turbocharged 450 HP engine with 1,250-lb. ft. torque at 1,400 RPM
Allison® 3,000 MH 6-speed transmission
Side-mounted, parallel-airflow radiator
170-amp alternator
1,000-watt engine block heater
Two-stage engine brake
Reyco® Granning® front axle with independent front suspension - 20,000 lb. rating
Meritor rear axle - 20,000 lb. rating
Tag axle with air dump - 12,000 lb. rating
ABS disc brakes on front axle, drum brakes on drive and tag axle
4.88 rear axle ratio
Michelin® XZA 365/70R 22.5" tires (front) and XZA 315/80R 22.5" tires (rear)
Bilstein® shocks- 60mm front axle & 46mm rear/tag axles
Tire pressure monitoring system (TPMS) with temperature monitoring
Automatic traction control
Equalizer™ hydraulic automatic coach leveling
Valid Truline air leveling system with auxiliary air compressor
Remote air connection
(2) 12V chassis batteries
150-gal. fuel tank with dual fills
15-gal. DEF tank with dual fills (single fill on 44R)
Spartan® Safehaul tow vehicle air brake system
15,000-lb. hitch with 7-pin plug

CONSTRUCTION

Roof: 4" arched aluminum trusses filled with batt insulation and reflective Flexfoil® topped with 3/8" plywood decking then one-piece fiberglass
Sidewalls: 2-1/2" exterior walls with Aluma-Tru™ welded tubular aluminum studs on 16" centers or less, filled with batt and Flexfoil® insulation, then covered with high-gloss gelcoat fiberglass (R-16)
Floors: 2" x 4" wood trusses on 16" centers or less filled with batt and Flexfoil® insulation then topped with 3/4" 7-ply plywood decking (R-33)
X-Bridge™ bracing welded into chassis frame
Aqua-Hot® heated basement storage
Insulated front and rear caps (R-24)
Steel-reinforced front cap and windshield frame
Entegra-exclusive Relia-Torque flush-mounted 12V slideout system

HEAT, A/C, WATER, AND POWER

Onan® 12,500-watt diesel generator, with automatic start, on powered slide-out tray
3,000-watt pure sine wave inverter
(4) L16 AGM batteries (6V/390 amp hrs. ea.)
50-amp power cord on electric powered reel

Smart automatic transfer switch with surge protection
(3) 15,000-BTU A/C units with heat pumps and condensation drain system
Aqua-Hot® 450D hydronic water and heating system with in-floor heat throughout and engine preheat
LED-lit fireplace with 5,000-BTU heating element (44B, 44Z)
Sani-Con® Macerator holding tank dump system with manual gate valves, manual backup and metal door
Black holding tank sprayer
City and tank water filtration system
Winterizing drain system
Trutank™ ultrasonic tank monitoring system displayed on VegaTouch screen
Water hose with electric reel

EXTERIOR

Premier Bus Armor 8" stainless-steel trim
Power rear engine door with manual override
Dual roof-mounted Girard® Vision dual-pitched patio awnings with LED lights
Girard® power entrance door awning with LED lights
Girard® Ultra slideout awnings
Girard® Ultra power window awnings
Frameless, dual-pane, tinted, safety-glass windows
Lit grab handle with doorbell and keypad system for keyless entry
43" Samsung® QLED 4K UHD Smart TV with tilt, swivel, and extend adjustment
JBL radio and speakers with USB port and receptacle
Chrome, heated, remote-control, side-view mirrors with integrated cameras and blind-spot indicators
Diamond Shield™ front protective film mask
LED high and low beam headlights and fog lights
Daytime running lights
LED marker lights, turn lights, license plate light, third brake light, accent lights and docking lights
LED accent lights under passenger slideout rooms
LED-lit chrome clearance accent light
Porch light and motion sensor security lights
Mudflap with chrome "Anthem" nameplate
Winegard® TRAV'LER satellite dish DIRECTV® - standard with USA option
Winegard® TRAV'LER satellite dish Shaw TV - standard with CSA option
Winegard® Rayzar Automatic powered TV antenna
Winegard® WiFi extender with 4G/LTE
Heated exterior utility center with 5" LED Firefly® tank monitoring panel
Power slideout basement storage tray
2.8-cu. ft. exterior Dometic® refrigerator/freezer on slideout tray
Push-button power-unlatching baggage doors with LED indicator light
Sikkens custom full-body paint

COCKPIT

Valid 15" digital dash with quad core graphics processor, on-board diagnostics, selector knob and ability to display traditional instrument cluster, 360° camera system or GPS navigation

Blind spot monitoring system displayed on digital dash screen

Xite™ 360° HD digital camera system

Xite™ XSG4 infotainment system with dual 9" touchscreens, iGO navigation, Bluetooth®, Sirius XM™ and AM/FM tuner, integrated camera control, house mode whole-coach audio distribution and integrated VegaTouch coach control

E-Z Steer™ adjustable power steering assist

Steering wheel with integrated controls for cruise, wipers, radio and Bluetooth® phone functionality

Power tilt and telescoping steering column

JBL® premium audio 11-speaker sound system with amplifier, speakers and DVC subwoofer

Ultra-Vision® one-piece wrap-around tinted windshield

32" Samsung® QLED 4K UHD Smart TV in front overhead

Villa® heated leather driver and passenger seats with powered 6-way adjustment, lumbar, recline and footrest functions

Powered flush stepwell cover

Powered adjustable brake and accelerator pedals

Powered front sun visors and privacy shades

(2) dual USB ports and (2) 12V sockets for charging

INTERIOR

Firefly multiplex system with 10" VegaTouch touchscreen for complete integration of coach controls, with remote monitoring and control (mobile app available)

50" Samsung® QLED 4K UHD Smart TV

Bose® sound bar with subwoofer and universal remote control

Sony® Blu-ray™ player

Premium leather Villa® furniture

Hand-laid porcelain tiled floors

LED interior lighting

Decorative ceiling feature with integrated accent lighting

Powered solar day and blackout night shades

Central vacuum system

Aire-Secure™ travel locks for all pocket doors

Removable screen on entry door

Bar area with beverage chiller and rain glass upper cabinet door with LED accent lighting (44R only)

KITCHEN

Window with slider and screen

Whirlpool® stainless-steel residential refrigerator with ice maker and water dispenser

Induction cooktop with matching wood cover

Whirlpool® 1.9-cu. ft. convection microwave oven

Fisher & Paykel dishwasher

Porcelain tile backsplash

Solid-surface countertops with Blanco single-bowl granite sink and dimmable LED accent lighting

Maxxair® power vent exhaust fan with intake and touch screen control

Large, deep drawer for waste basket with easy access trash chute (trash chute not available in 44D, 44F, 44R)

Slide-out storage tray(s) in overhead cabinet

BEDROOM

Select Comfort® Sleep Number® King-size mattress

32" Samsung® QLED 4K UHD Smart TV

Bose® sound bar with universal remote control

Sony® Blu-ray™ player

Ceiling fan

Nightstands with solid-surface tops

Large cedar-lined wardrobe

BATHROOM

Solid-surface countertops with integrated glass sink and dimmable LED accent lighting

Porcelain tile shower with skylight and clear glass shower door

Teakwood shower seat

Fixed shower head and separate hand-held spray wand

Aqua View SHOWERMISER™ water saving system

Thetford® macerator toilet in main bath (N/A 44Z)

Thetford® Aria china toilet in mid bath (44B)

Maxxair® Deluxe power exhaust vent fan with intake

Whirlpool® stacked washer and dryer

SAFETY

Carbon monoxide detector

Security system with glass shatter sensors

Smoke alarm

Storage safe

OPTIONS

Canadian standards (CSA)

Theater seating with power recliners and fixed center console

Fireplace/TV/entertainment center and work station IPO sofa (44D, 44F, 44W only)

Winegard® in-motion satellite dome

Winegard® TRAV'LER satellite dish Dish Network®

Solar panels (dual 100 watt) with Morningstar® SunSaver Duo™ solar panel charge controller

FLOORPLANS

44B



OUTSIDE ENTERTAINMENT CENTER W/ 43" TV

OPTIONS A AND C

44D



OUTSIDE ENTERTAINMENT CENTER W/ 43" TV

OPTIONS A, B, D AND E

44F



OUTSIDE ENTERTAINMENT CENTER W/ 43" TV

OPTIONS B, D AND E

44R



OUTSIDE ENTERTAINMENT CENTER W/ 43" TV

OPTIONS B

44W



OUTSIDE ENTERTAINMENT CENTER W/ 43" TV

OPTIONS A, B, D AND E

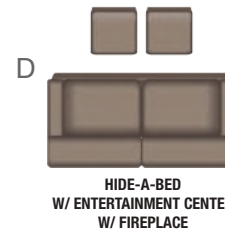
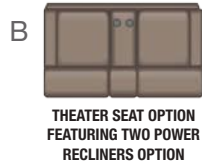
44Z



OUTSIDE ENTERTAINMENT CENTER W/ 43" TV

OPTIONS A AND C

OPTIONS



SPECIFICATION

Floorplan	GVWR (lbs.)	GCWR (lbs.)	Front GAWR (lbs.)	Rear GAWR (lbs.)	Tag GAWR (lbs.)	Wheel Base	Overall Length	Exterior Height w/ A/C & Satellite	Exterior Width	Interior Height	Fresh Water Capacity (gal.)	Grey Waste Water Capacity (gal.)	Black Waste Water Capacity (gal.)
ALL	52,000	67,000	20,000	20,000	12,000	320"	44' 11"	12' 11"	101"	84"	100	62	41

LUXURY YOU DESERVE

Now this is what we call riding in style. The Anthem will have you in awe at first sight—with upgraded Italian leather furniture, the latest in high-end interior design and tech to rival even the most state-of-the-art entertainment systems. In fact, new and improved Bose sound systems, Samsung® QLED TVs with enhanced picture quality and an iGO Primo navigation system with RV attribute routing all make the journey easier and more enjoyable. And with new exterior color schemes, you'll have heads turning everywhere you go.



INTERIOR DÉCOR

FABRIC OPTIONS



Bavarian



Desert



Metro

WOOD OPTIONS



Almond



Auburn




Linen




Stonewall

PAINT SELECTIONS




Aqua Blue




Cobalt Blue



Golden Harvest



Steel Grey



Rally Red



Not Pictured: Purple Rain

Shown: 40P in High-Gloss Stonewall Grey Wood and Shadow Decor



ASPIRE

A BEAUTIFUL JOURNEY



STANDARDS & OPTIONS

CHASSIS

Spartan® K2 raised-rail chassis
Cummins® L9 turbocharged 450 HP engine with 1,250-lb. ft. torque at 1,400 RPM
Allison® 3,000 MH 6-speed transmission
Side-mounted, parallel-airflow radiator
170-amp alternator
1,000-watt engine block heater
Two-stage engine brake
Reyco® Granning® front axle with independent front suspension - 17,000 lb. rating
Meritor rear axle - 20,000 lb. rating (Dana® rear axle- 24,000 lb. rating on 40P)
Tag axle with air dump - 12,000 lb. rating (N/A 40P)
ABS disc brakes on front axle, drum brakes on drive and tag axle (ABS disc brakes on front and rear axle on 40P)
4.88 rear axle ratio (4.78 on 40P)
Michelin® 315/80R 22.5" tires (front) and 295/80R 22.5" tires (rear)
Bilstein® 46mm shocks
Tire pressure monitoring system (TPMS) with temperature monitoring
Equalizer™ hydraulic automatic coach leveling
Remote air connection
(2) 12V chassis batteries
150-gal. fuel tank with dual fills (100 gal. on 40P)
15-gal. DEF tank with dual fills (single fill on 40P, 44R)
Spartan® Safehaul tow vehicle air brake system
15,000-lb. hitch with 7-pin plug (10,000-lb. hitch on 40P)

CONSTRUCTION

Roof: 4" arched aluminum trusses filled with batt insulation and reflective Flexfoil® topped with 3/8" plywood decking then one-piece fiberglass
Sidewalls: 2-1/2" exterior walls with Aluma-Tru™ welded tubular aluminum studs on 16" centers or less, filled with batt and Flexfoil® insulation, then covered with high-gloss gelcoat fiberglass (R-16)
Floors: 2" x 4" wood trusses on 16" centers or less filled with batt and Flexfoil® insulation then topped with 3/4" 7-ply plywood decking (R-33)
X-Bridge™ bracing welded into chassis frame
Aqua-Hot® heated basement storage
Insulated front and rear caps (R-24)
Steel-reinforced front cap and windshield frame
Entegra-exclusive Relia-Torque flush-mounted 12V slideout system

HEAT, A/C, WATER, AND POWER

Onan® 10,000-watt diesel generator, with automatic start, on slide-out tray
3,000-watt pure sine wave inverter
(2) L16 AGM batteries (6V/390 amp hrs. ea.)
50-amp power cord on electric powered reel

Smart automatic transfer switch with surge protection
(3) 15,000-BTU A/C units with heat pumps and condensation drain system
Aqua-Hot® 400D hydronic water and heating system with in-floor heat throughout
Sani-Con® Macerator holding tank dump system with manual gate valves, manual backup and metal door
Black holding tank sprayer
City and tank water filtration system
Winterizing drain system
Trutank™ ultrasonic tank monitoring system displayed on VegaTouch screen
Water hose with electric reel

EXTERIOR

Power rear engine door with manual override
Dual roof-mounted Girard® Vision dual-pitched patio awnings with LED lights
Girard® power entrance door awning with LED lights
Girard® Ultra slideout awnings
Girard® window awnings
Frameless, dual-pane, tinted, safety-glass windows
Lit grab handle with doorbell and keypad system for keyless entry
43" Samsung® 4K UHD Smart TV with tilt, swivel, and extend adjustment
JBL radio and speakers with USB port and receptacle
Chrome, heated, remote-control, side-view mirrors with integrated cameras
Diamond Shield™ front protective film mask
LED low beam headlights, halogen high beam headlights and fog lights
Daytime running lights
LED marker lights, turn lights, license plate light, third brake light, accent lights and docking lights
LED accent lights under passenger slideout rooms
Porch light and motion sensor security lights
Mudflap with chrome "Aspire" nameplate
Winegard® TRAV'LER satellite dish DIRECTV® - standard with USA option
Winegard® TRAV'LER satellite dish Shaw TV - standard with CSA option
Winegard® Rayzar Z1 TV antenna
Winegard® WiFi extender with 4G/LTE
Heated exterior utility center with 5" LED Firefly® tank monitoring panel
Slideout basement storage tray
Push-button power-unlatching baggage doors with LED indicator light
Sikkens custom full-body paint

COCKPIT

Valid 12.3" digital dash with quad core graphics processor, on-board diagnostics, selector knob and ability to display traditional instrument cluster, 360° camera system or GPS navigation
Xite™ 360° HD digital camera system
Xite™ XSG4 infotainment system with 9" touchscreen, iGO navigation, Bluetooth®,

Sirius XM™ and AM/FM tuner, integrated camera control and house mode whole-coach audio distribution
 E-Z Steer™ adjustable power steering assist
 Steering wheel with integrated controls for cruise, wipers, radio and Bluetooth® phone functionality
 Manual tilt and telescoping steering column
 JBL® premium audio 5-speaker sound system with amplifier, speakers and DVC subwoofer
 Ultra-Vision® one-piece wrap-around tinted windshield
 32" Samsung® LED 1080P Smart TV in front overhead
 Villa® leather driver and passenger seats with powered 6-way adjustment, lumbar and footrest functions
 Powered flush stepwell cover
 Powered adjustable brake and accelerator pedals
 Powered front sun visors and privacy shades
 (2) dual USB ports and (2) 12V sockets for charging

INTERIOR

Firefly multiplex system with 10" VegaTouch touchscreen for complete integration of coach controls (mobile app available)
 50" Samsung® 4K UHD Smart TV
 Bose® sound bar with subwoofer and universal remote control
 Sony® Blu-ray™ player
 Premium leather Villa® furniture
 Hand-laid porcelain tiled floors
 LED interior lighting
 Decorative ceiling feature with integrated accent lighting
 Manual solar day shades and blackout night shades
 Central vacuum system
 Aire-Secure™ travel locks for all pocket doors
 Removable screen on entry door
 Bar area with beverage chiller and rain glass upper cabinet door with LED accent lighting (44R only)

KITCHEN

Window with slider and screen
 Whirlpool® stainless-steel residential refrigerator with ice maker and water dispenser
 Induction cooktop with matching wood cover
 Whirlpool® 1.9-cu. ft. convection microwave oven
 Fisher & Paykel dishwasher
 Solid-surface countertops with stainless steel sink and dimmable LED accent lighting
 Maxxair® power vent exhaust fan with intake and touch screen control
 Large, deep drawer for waste basket with easy access trash chute (trash chute not available on 40P, 44D, 44F and 44R)
 Slide-out storage tray(s) in overhead cabinet

BEDROOM

King-size gel memory-foam mattress
 32" Samsung® LED 1080P Smart TV
 Bose® sound bar with universal remote control
 Sony® Blu-ray™ player
 Ceiling fan
 Nightstands with solid-surface tops
 Large wardrobe

BATHROOM

Solid-surface countertops with integrated sink and dimmable LED accent lighting
 Textured porcelain tile shower with skylight and clear glass shower door
 Teakwood shower seat
 Fixed shower head and separate hand-held spray wand
 Aqua View SHOWERMISER™ water saving system
 Thetford® macerator toilet in main bath (N/A 44Z)
 Thetford® Aqua-Magic toilet with foot flush in mid bath (44B, 40P)
 Maxxair® power exhaust fan with intake
 Whirlpool® stacked washer and dryer

SAFETY

Carbon monoxide detector
 Security system with glass shatter sensors
 Smoke alarm
 Storage safe

OPTIONS

Canadian standards (CSA)
 Theater seating with power recline and hide-a-bed (40P only)
 Theater seating with power recliners and fixed center console (N/A 40P)
 100" power reclining sofa (44B, 44Z only)
 Fireplace/TV/entertainment center and work station IPO sofa (44D, 44F, 44W only)
 LED-lit fireplace (44B and 44Z only)
 Winegard® in-motion satellite dome
 Winegard® TRAV'LER satellite dish Dish Network®
 Solar panels (dual 100 watt) with Morningstar® SunSaver Duo™ solar panel charge controller
 (2) additional AGM batteries (4 total) - (N/A 40P)

FLOORPLANS

40P



OUTSIDE ENTERTAINMENT CENTER W/ 43" TV

OPTIONS A, B AND E

44B



OUTSIDE ENTERTAINMENT CENTER W/ 43" TV

OPTIONS A AND C

44D



OUTSIDE ENTERTAINMENT CENTER W/ 43" TV

OPTIONS A, B, D AND F

44F



OUTSIDE ENTERTAINMENT CENTER W/ 43" TV

OPTIONS B, D AND F

44R



OUTSIDE ENTERTAINMENT CENTER W/ 43" TV

OPTIONS B

44W



OUTSIDE ENTERTAINMENT CENTER W/ 43" TV

OPTIONS A, B, D AND F

44Z



OUTSIDE ENTERTAINMENT CENTER W/ 43" TV

OPTIONS A, B, D AND F

OPTIONS



BOOTH DINETTE OPTION



THEATER SEAT OPTION FEATURING TWO POWER RECLINERS OPTION



100" RECLINING SOFA OPTION



HIDE-A-BED W/ ENTERTAINMENT CENTER W/ FIREPLACE



HIDE-A-BED OPTION



ENTERTAINMENT CENTER W/ FIREPLACE

SPECIFICATIONS

Floorplan	GVWR (lbs.)	GCWR (lbs.)	Front GAWR (lbs.)	Rear GAWR (lbs.)	Tag GAWR (lbs.)	Wheel Base	Overall Length	Exterior Height w/ A/C & Satellite	Exterior Width	Interior Height	Fresh Water Capacity (gal.)	Grey Waste Water Capacity (gal.)	Black Waste Water Capacity (gal.)
40P	41,000	51,000	17,000	24,000	N/A	296"	40' 11"	12' 11"	101"	84"	100	62	41
44B-44Z	49,000	64,000	17,000	20,000	12,000	320"	44' 11"	12' 11"	101"	84"	100	62	41

A BEAUTIFUL JOURNEY

As much a joy to drive as it is to relax in, the new Aspire will have you feeling right at home—anywhere. The 2022 model features upgraded Italian leather furniture—including a 100-inch reclining sofa option and all-new décor, wood and exterior paint choices. A new E-Z Steer™ column drive uses electrically powered steering (EPS), along with the normal belt driven hydraulic power steering pump to help combat driver fatigue and compensate for crosswinds. So sit back and enjoy the view—no matter where the road takes you.



INTERIOR DÉCOR

FABRIC OPTIONS



Lily



Flagstone



Shadow

WOOD OPTIONS



Almond



Auburn



Linen



Stonewall

PAINT SELECTIONS



Black Cherry



Gold Ice



Purple Haze



Silver Spruce



Sugar Cookie



Ultrasonic Blue



ENTEGRA

LAMESA REC VAN

LaMesaRV.com
800-496-8778

WWW.ENTEGRACOACH.COM



Gross Vehicle Weight Rating (GVWR): The maximum permissible weight of the motorcoach, including the Unloaded Vehicle Weight (UVW) plus passengers, personal items, all cargo, fluids, options and dealer-installed accessories. The GVWR is equal to or greater than the sum of the UVW and the Cargo Carrying Capacity. Gross Axle Weight Rating (GAWR): The maximum allowable weight each axle assembly is designed to carry, as measured at the tires, therefore including the weight of the axle assembly itself. Gross Combined Weight Rating (GCWR): The maximum allowable combined weight of the motorcoach used as a tow vehicle and the attached towed vehicle.

Entegra Coach, Inc. | P.O. Box 460 | Middlebury, IN 46540 See dealer for further information and prices. All information in this brochure and on www.entegracoach.com is the latest available at the time of publication approval. Entegra Coach reserves the right to make changes and to discontinue models without notice or obligation. Photography may show optional equipment or props used for decoration purposes only. RVs built for sale in Canada may differ to conform to Canadian codes. ENTEGRA COACH, JAYCO and the JAYCO BIRD IN FLIGHT are registered trademarks of Jayco, Inc. Printed in U.S.A. 30K ©2021 Entegra Coach, Inc. 257089

